

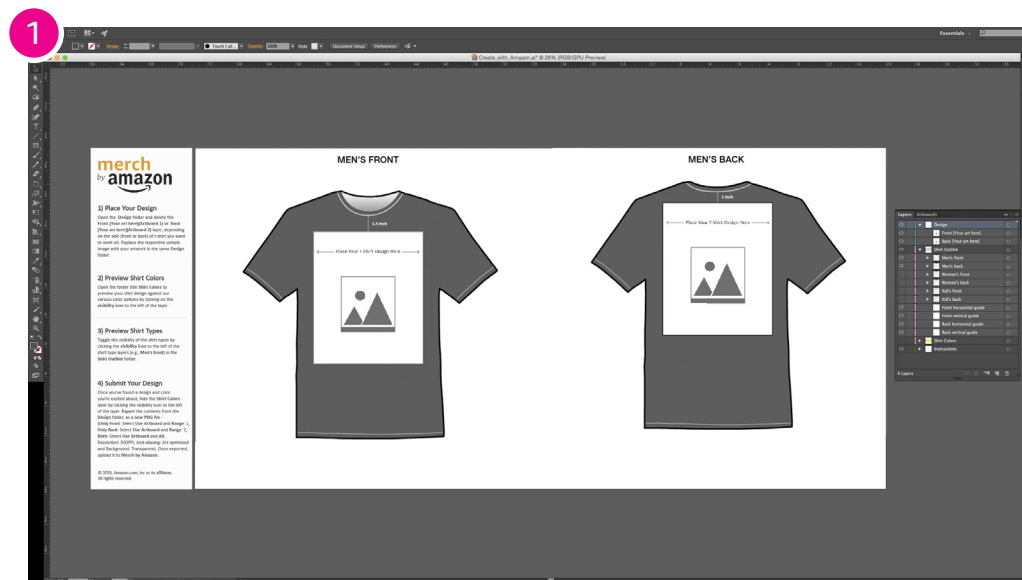


T-Shirt Creation Reference

Guide for Illustrator Template

Creation Reference | Place Your Design

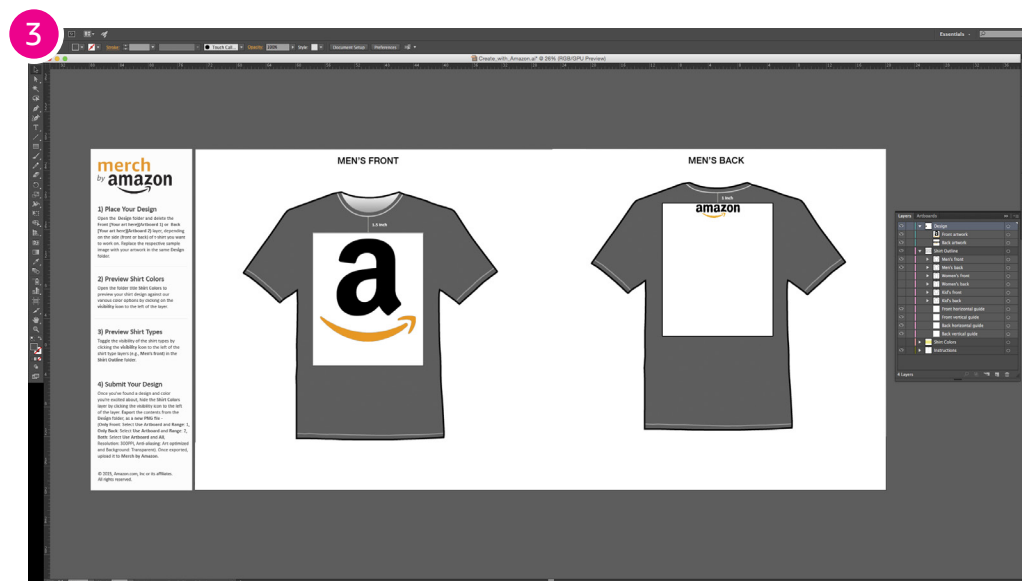
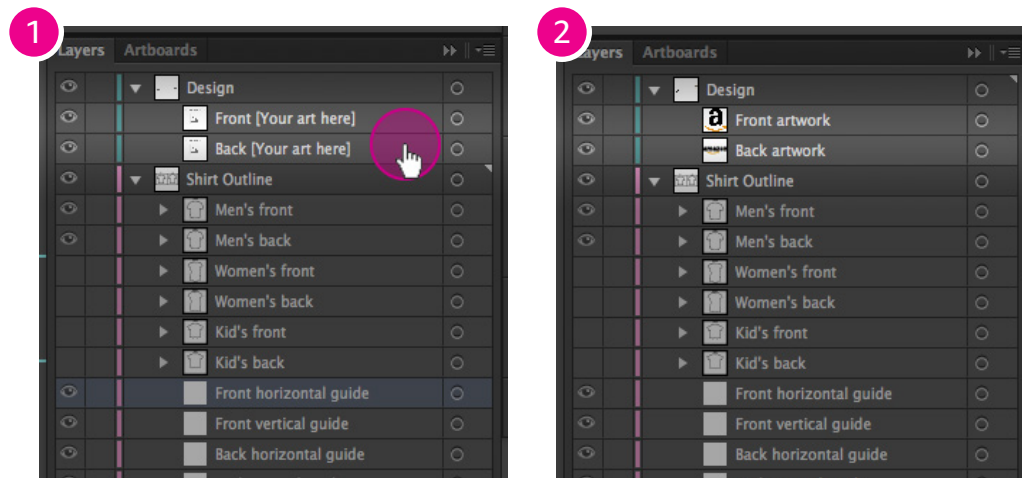
After downloading the Illustrator template file, **T-shirt_template-Merch_by_AMZN.ai (1)**, you will be able to place your art into the document to preview it with our available shirt colors and shirt types.



Creation Reference | Replacing Sample Art

When you open the template file, open the **Design** folder and click on the layer "Front [Your art here]" or "Back [Your art here]" (1). Start by deleting these layers, depending on the side (front or back) of the t-shirt you want to work on. Replace the respective sample image with your artwork in the same **Design** folder (2).

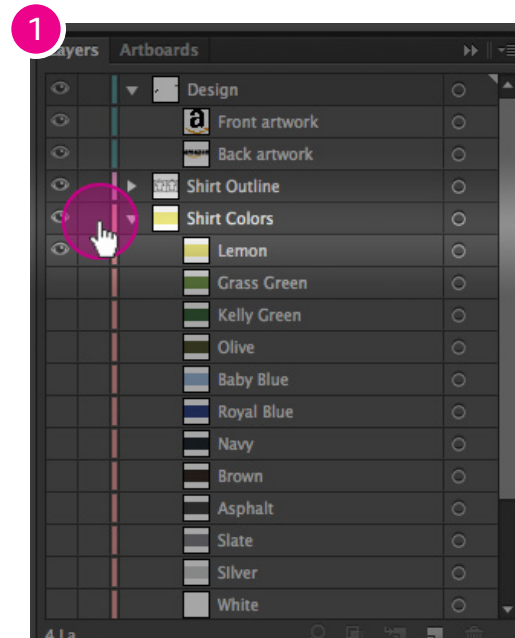
The sample artwork should now be updated to reflect your art on the t-shirt. You can preview your design, resize and edit the art, but make sure it's within the white bounding box (3).



Creation Reference | Preview Shirt Colors

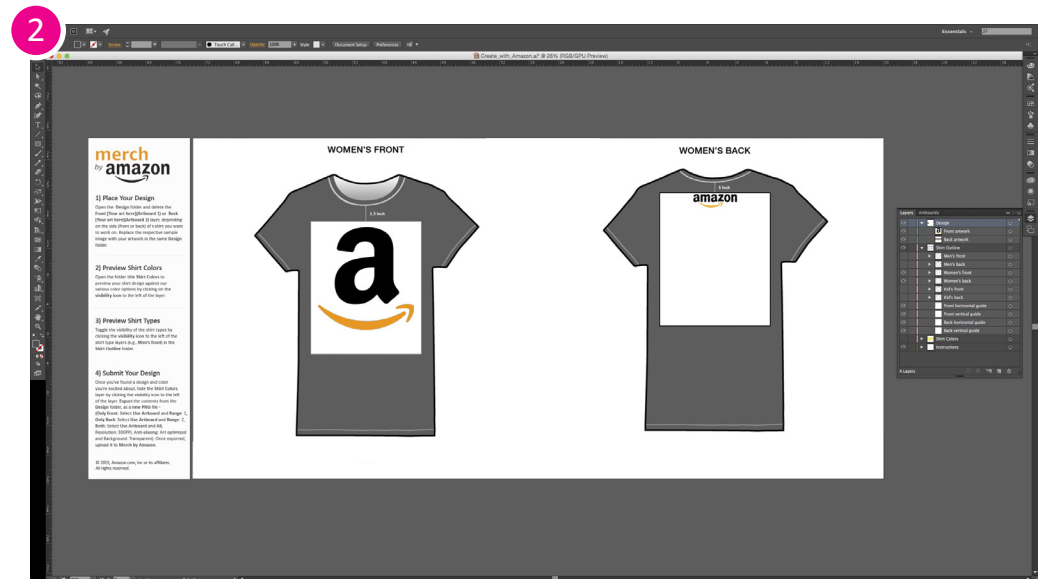
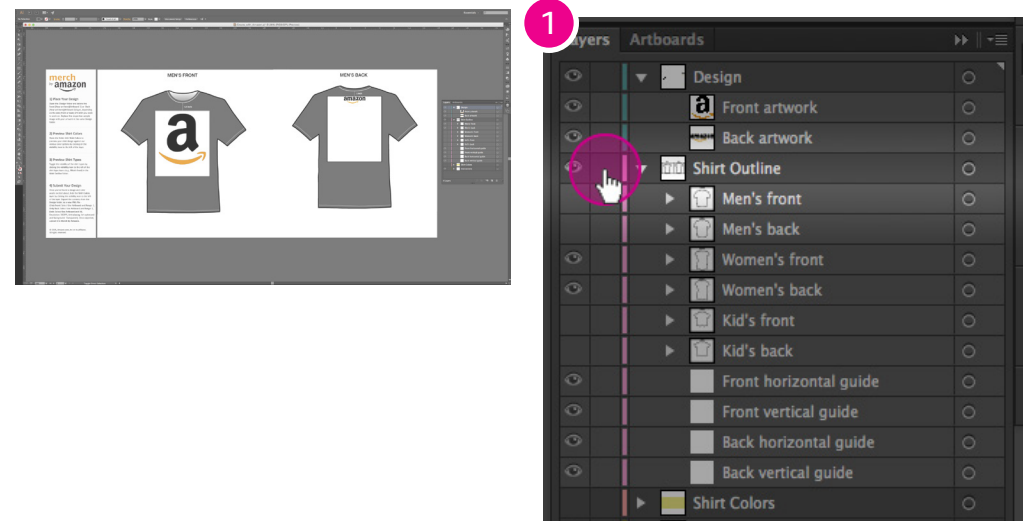
Once your design is set on the shirt (through replacing the contents in the Design folder), you can preview the available color options by opening the **Shirt Colors** folder. Toggle the visibility of the color layers (1).

Each layer contains a sample of the shirt color and the related name (selectable on our website).



Creation Reference | Preview Shirt Types

In addition to the shirt colors, you can also preview your design against three shirt types: men, women and kids. To preview against these shirt types, toggle the visibility of layers in the **Shirt Outline** folder (1) (e.g., Women's back).



Creation Reference | Save Out Your Design

After previewing your design on the Illustrator template, hide all the **Shirt Colors** folder and then “Export” your artwork out as a new **PNG** file. **(1)**

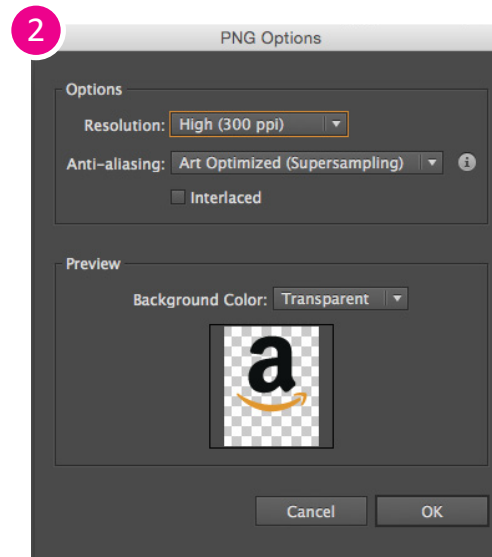
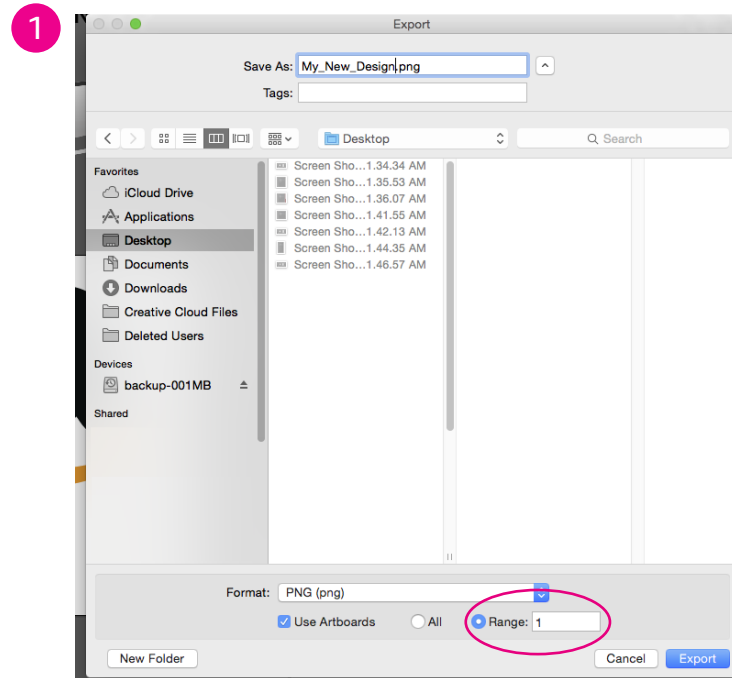
Only front: “Use Artboards” and “Range”:1.

Only back: “Use Artboards” and “Range”:2.

Both: “Use Artboards” and **All**. **(1)**

Resolution: **300PPI**, **Supersampling** and **transparent background (2)**.

This will be the asset that you upload to **Merch by Amazon**.



Creation Reference | **Other Available Resources**

In order to provide wide support, basic canvas templates are available for Adobe Photoshop, Illustrator and GNU Image Manipulation Program (GIMP).

These resources are available on our website.



Photoshop



Illustrator



GIMP